

Relief Society 1842



What will I do this month to increase my ability to receive personal revelation?

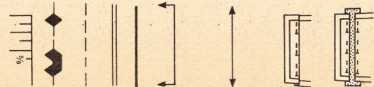
To be organized "after the pattern of the priesthood" gave sisters sacred responsibilities.

A: WE SEEK, RECEIVE, AND ACT ON REVELATION

B: WE MAKE DECISIONS IN COUNCILS

C: WE CONCERN OURSELVES WITH CARING FOR INDIVIDUALS ONE BY ONE



Ours is the priesthood purpose to prepare ourselves for the blessings of eternal life by making and keeping covenants. Therefore, like our brethren who hold the priesthood, ours is a work of salvation, service, and becoming a holy people."



Pattern pieces

D & C 121.36-46

9 pieces given



Instructions: Cut out pattern envelope, fold and adhere. Cut and tri-fold pattern pages. Place inside envelope. Discuss how Relief Society is organized under and after the pattern of the priesthood.

visitingteachingblog.blogspot.com

1842
\$150
CANADA 1.60
Size 14
CUT HERE
The Prophet Joseph Smith organized the sisters "UNDER the priesthood after the PATTERN of the priesthood."

1842 Relief Society \$150

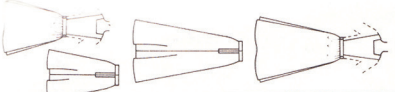
CANADA 1.60

SIZE 14
MISS

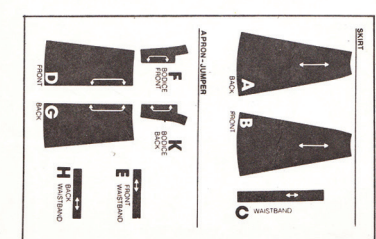


1842

9 PIECES



MISSSES' APRON-JUMPER AND SKIRT IN TWO LENGTHS. Long or short skirt has waistband and bodice stitched to waistband and button fastened sides. Extra fabric needed to match plaids, stripes, one-way designs. Use nap, package and nap layouts for one-way design fabrics. Not suitable for obvious diagonal fabrics.	
STANDARD BODY MEASUREMENTS	
Bust	30 31 32 34 36
Waist	23 24 25 26 28
Waist below waist	23 24 25 26 28
Waist to waist	15 16 17 18 19
Slits	6 8 10 12 14
Short Skirt—Even plaid or plain fabric	
35" or 36"	1 1/4 1 1/4 1 1/4 2
44" or 45"	1 1/4 1 1/4 1 1/4 2
Long Skirt	
35" or 36"	3 1/4 3 1/4 3 1/4 4
44" or 45"	4 1/4 4 1/4 4 1/4 5
44" or 45"	2 1/4 2 1/4 2 1/4 3
Short Apron-Jumper—Plain fabric (cut lengthwise)	
35" or 36"	2 1/4 2 1/4 2 1/4 2 1/4
44" or 45"	2 1/4 2 1/4 2 1/4 2 1/4
Short Apron-Jumper—Border fabric (cut crosswise)	
35" or 36"	2 1/4 2 1/4 2 1/4 2 1/4
44" or 45"	2 1/4 2 1/4 2 1/4 2 1/4
Long Apron-Jumper	
35" or 36"	2 1/4 2 1/4 2 1/4 2 1/4
44" or 45"	2 1/4 2 1/4 2 1/4 2 1/4
Finished length of short skirt	
35" or 36"	27 27 27 27
44" or 45"	38 38 38 38
Finished length of long skirt	
35" or 36"	82 83 84 85 86 87
44" or 45"	22 22 22 22 22 22
Finished waist length of short apron-jumper	
35" or 36"	29 29 29 29
44" or 45"	29 29 29 29
Finished waist length of long apron-jumper	
35" or 36"	29 29 29 29
44" or 45"	29 29 29 29



FABRICS—Cotton types: broadcloth, denim, chambray, plaid, poplin, linen types. Aprons also in eyelet fabric. Long skirt also in velvet. **NOTES:** Thread, Short or Long Skirt—Seam binding or stretch bias, 7" zipper. Short or Long Apron-Jumper: Four 7/8 buttons.